



**QUICK·STEP®**


FLOOR DESIGNERS



**LAMINATE**

Confidence at your feet





WITH QUICK-STEP, YOU'RE ALWAYS A STEP AHEAD	04
WATERPROOF SURFACE	06
LAMINATE - PET FRIENDLY	08
TOOLS TO HELP YOU CHOOSE	20
BEAUTY COMES IN MANY SIZES	22
OUR LAMINATE COLLECTIONS	24
STEP BY STEP TOWARDS CIRCULARITY	34
Q&A	36
LAMINATE ACCESSORIES	38



*Quick-Step helps you create  
your dream home*

We make sure you have peace of mind. Whether you are a quality seeker or love to follow the latest interior trends, Quick-Step is the smart choice for you. Creating and innovating is in our DNA. We have a passion for craftsmanship and continue to innovate in materials, technologies and design so you can choose a stylish floor that suits you and lasts a lifetime.

Always a  
step ahead

**So, you can take a step  
back and relax**

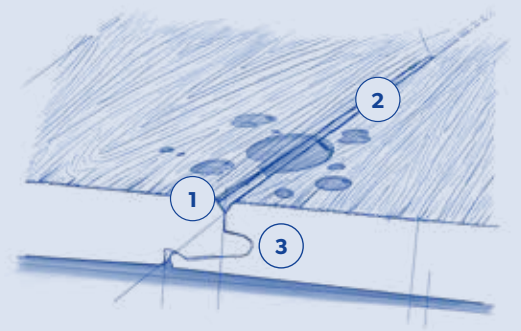
## *Quick-Step laminate is the logical choice*

Thanks to our continuous innovation, you get the perfect blend of style, comfort and durability in every Quick-Step laminate floor without any compromise.



# 100% waterproof surface


*Quick-Step guarantees 100% watertight surface complete with wet warranty.*



- ① Our unique bevel: our top layer is pressed into the bevel, creating a closed surface.
- ② All edges are protected with our in-house developed HydroSeal coating.
- ③ Our ultra-strong Unizip and Uniclic locking system.

- ✓ Not a single drop of water gets through the bevels.
- ✓ Over 10 years of watertight technology, to give you confidence and peace of mind.
- ✓ Wet cleaning without a single worry.





# Laminate is the perfect floor for you and your pet

Pets bring life to your home, and we love that! But are you wondering what floor is the best choice for both you and your pet? You want an easy to maintain floor that can withstand your dog's muddy paws and cat's scratch-marks.

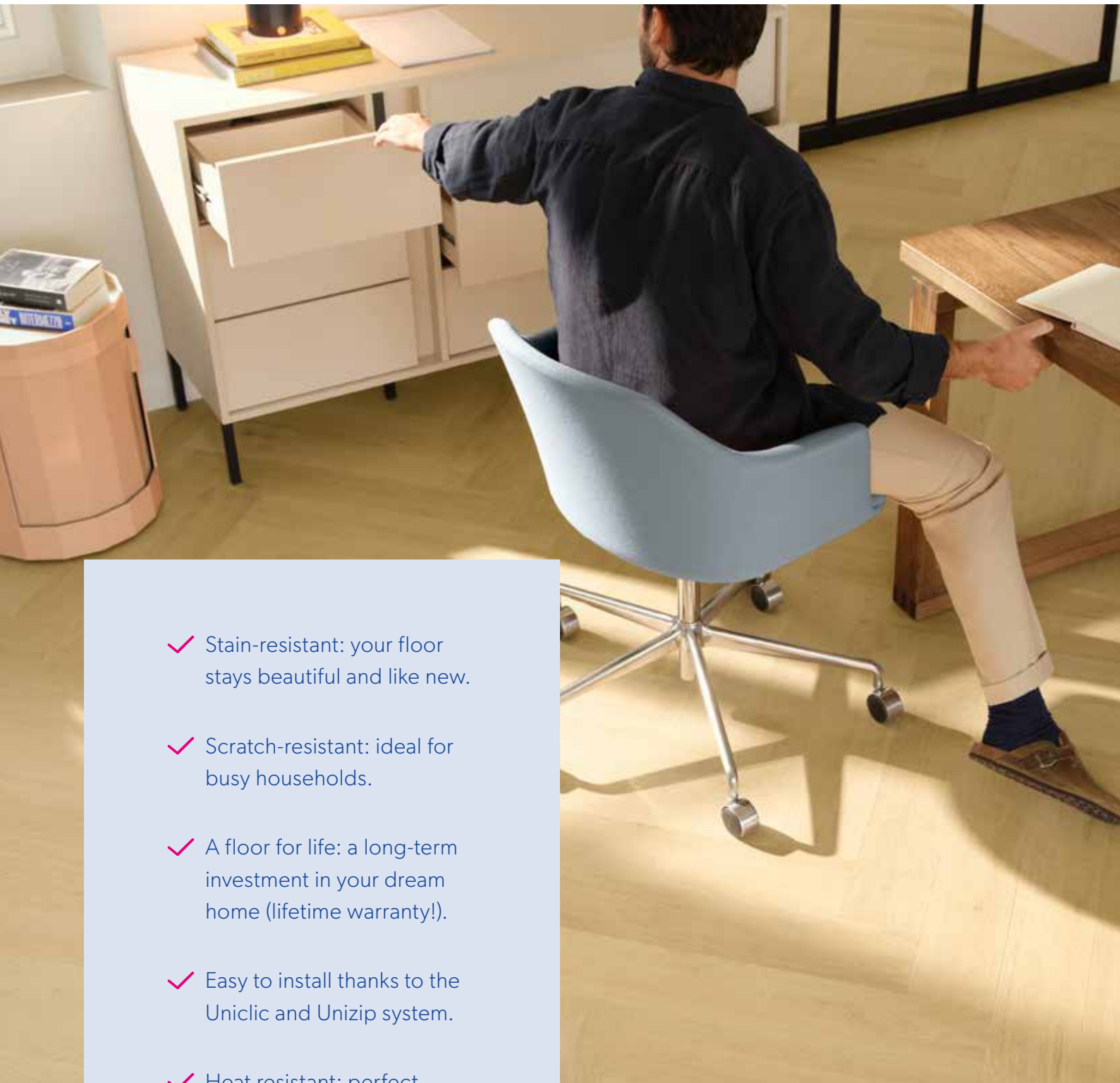
All Quick-Step laminate floors are very resistant to stains and scratches. Making them not just beautiful to look at and live on, but also extremely tolerant of our furry friends. Moreover, all of our laminate floors (excluding Classic range) come complete with Pet Warranties.



PEN4763

5 extra tips to keep your pet-friendly floor in tip-top condition:

- 1 Create an entrance area at your front door with a doormat and maybe some wipes at the ready.
- 2 Only use Quick-Step's cleaning products to safeguard your floor's guarantee!
- 3 Accidents can happen, is there a deep scratch in your floor despite everything? No worries, the Quick-Step wax repair kit can fix it in most cases!
- 4 Get a pad for underneath your pet's water and food bowls.
- 5 When cleaning up paw prints on your floor, make sure your mop is damp – never soaking wet!
- 6 Wipe up pet "accidents" immediately upon discovery.



- ✓ Stain-resistant: your floor stays beautiful and like new.
- ✓ Scratch-resistant: ideal for busy households.
- ✓ A floor for life: a long-term investment in your dream home (lifetime warranty!).
- ✓ Easy to install thanks to the Uniclic and Unizip system.
- ✓ Heat resistant: perfect partner for underfloor heating.





IMD8243

## Visualise our floors in your own interior with our RoomViewer

Having doubts about which Quick-Step floor suits your interior best? No problem! Thanks to the online RoomViewer, you can preview any floor in your own interior to help you make the right choice.



SCAN THE QR CODE TO ACCESS THE ROOMVIEWER





MJ3554

# Bring nature inside

*Quick-Step laminate brings nature into your home.*

- ✓ Quick-Step laminate consists of 80% wood.
- ✓ 100% recovered wood: 'by-product' from residual stock and responsible forest management.
- ✓ Every floor creation starts from nature, by our in-house floor creators, resulting in authentic and detailed wood looks.
- ✓ On trend today and tomorrow: thanks to our designers following the latest trends.





IMPRESSIVE  
(ULTRA)  
IM(U)1854



PERSPECTIVE  
NATURE  
PEN4748





CLASSIC  
CLM5791



PERSPECTIVE  
NATURE  
PEN4756



MAJESTIC  
MJ3553



MAJESTIC  
MJ3548



IMPRESSIVE  
(ULTRA)

IM8259/IMU8259



CLASSIC  
CLM5787



MAJESTIC  
MJ3551



## Order a sample

Curious to see what your floor of choice would look and feel like in reality?  
Do you want to find out if it matches your furniture, wall colour, your style...?  
Order your free flooring samples from our website and see for yourself.



FIND A LOCAL DEALER ON [/// QUICK-STEP.COM.AU](http://QUICK-STEP.COM.AU)

# Tools to help you choose



## RoomViewer: choosing made easy

Wondering what your living room, kitchen or bedroom would look like with a Quick-Step laminate floor? It's possible! With the Quick-Step RoomViewer: our handy AI tool gives you a preview of a laminate floor in your own interior.

So, you can always make the right choice.



SCAN THE QR CODE  
TO ACCESS  
THE ROOMVIEWER

# Beauty comes in many sizes

## COLLECTIONS

## DIMENSIONS

MAJESTIC



2050 x 240 x 9.5mm

PERSPECTIVE NATURE



1380 x 212 x 9mm

IMPRESSIVE ULTRA



1380 x 190 x 12mm

IMPRESSIVE




1380 x 190 x 8mm

CLASSIC



1200 x 190 x 8mm

IMPRESSIVE DESIGN



655 x 131 x 8 mm

### **PRESSED BEVEL**

The bevel fits the character of the floor perfectly. The colour, design and structure of the plank are visible throughout the bevel.

### **IMPRESSION BEVEL**

An effect that gives you the impression of bevels and gives the floor the look of real planks.



BOX	BEVELS	CLASS	INSTALLATION	WARRANTY
6 planks = 2.952m <sup>2</sup>		CLASS 32		<ul style="list-style-type: none"> <li>✓ LIFETIME WARRANTY DOMESTIC USE</li> <li>✓ 15 YEAR WET WARRANTY</li> <li>✓ 15 YEAR PET WARRANTY</li> </ul>
7 planks = 2.048m <sup>2</sup>		CLASS 32		<ul style="list-style-type: none"> <li>✓ LIFETIME WARRANTY DOMESTIC USE</li> <li>✓ 15 YEAR WET WARRANTY</li> <li>✓ 15 YEAR PET WARRANTY</li> </ul>
5 planks = 1.311m <sup>2</sup>		CLASS 33		<ul style="list-style-type: none"> <li>✓ LIFETIME WARRANTY DOMESTIC USE</li> <li>✓ 15 YEAR WET WARRANTY</li> <li>✓ 15 YEAR PET WARRANTY</li> </ul>
7 planks = 1.835m <sup>2</sup>		CLASS 32		<ul style="list-style-type: none"> <li>✓ LIFETIME WARRANTY DOMESTIC USE</li> <li>✓ 15 YEAR WET WARRANTY</li> <li>✓ 15 YEAR PET WARRANTY</li> </ul>
7 planks = 1.596m <sup>2</sup>		CLASS 32		<ul style="list-style-type: none"> <li>✓ LIFETIME WARRANTY DOMESTIC USE</li> <li>✓ 10 YEAR WET WARRANTY</li> </ul>
14 planks = 1.201m <sup>2</sup>		CLASS 32		<ul style="list-style-type: none"> <li>✓ LIFETIME WARRANTY DOMESTIC USE</li> <li>✓ 15 YEAR WET WARRANTY</li> <li>✓ 15 YEAR PET WARRANTY</li> </ul>

**CLASS 32:** for residential use.  
Normal daily use in ordinary living spaces.

**WARRANTY CONDITIONS** [QUICK-STEP.COM.AU](http://QUICK-STEP.COM.AU)

# MAJESTIC

— MJ: 2050 x 240 x 9.5 mm | Box = 6 planks = 2.925 m<sup>2</sup> | 4 bevels



**Valley oak light beige**



**MJ3554**  
Scotia QSSCOT03554  
Incizo QSINCP03554

**Desert oak light natural**



**MJ3550**  
Scotia QSFSCOT03550  
Incizo QSINCP03550

**Woodland oak beige**



**MJ3545**  
Scotia QSSCOT01856  
Incizo QSINCP01856

**Valley oak light brown**



**MJ3555**  
Scotia QSFSCOT03555  
Incizo QSINCP03555

**Desert oak brushed grey**



**MJ3552**  
Scotia QSFSCOT03552  
Incizo QSINCP03552

**Desert oak warm natural**



**MJ3551**  
Scotia QSSCOT03551  
Incizo QSINCP03551

**Woodland oak brown**



**MJ3548**  
Scotia QSFSCOT03548  
Incizo QSINCP03548

**Spotted gum**



**MJ4254**  
Scotia QSFSCOT04446  
Incizo QSINCP04446

**Desert oak brushed dark brown**



**MJ3553**  
Scotia QSSCOT03553  
Incizo QSINCP03553

An extra-large format, natural look and watertight technology make a Majestic laminate floor the perfect choice in creating a truly regal interior with a spacious feel.



### Blackbutt



**MJ4253**  
Scotia QSFSCOT03805  
Incizo QSINCP03805


MJ4253

# PERSPECTIVE NATURE

— PEN: 1380 x 212 x 9 mm | Box = 7 planks = 2.048 m<sup>2</sup> | 4 bevels



**Painted oak white**



**PEN4753**

Scotia QSSCOT04753  
Incizo QSINCP04753  
Stair cover QSSTRBSIG04753

**Soft patina oak**



**PEN4748**

Scotia QSSCOT04748  
Incizo QSINCP04748  
Stair cover QSSTRBSIG04748

**Brushed oak beige**



**PEN4764**

Scotia QSSCOT04764  
Incizo QSINCP04764  
Stair cover QSSTRBSIG04764

**Brushed oak natural**



**PEN4763**

Scotia QSSCOT04763  
Incizo QSINCP04763  
Stair cover QSSTRBSIG04763

**Patina oak grey**



**PEN4752**

Scotia QSSCOT04752  
Incizo QSINCP04752  
Stair cover QSSTRBSIG04752

**Brushed oak warm natural**



**PEN4762**

Scotia QSSCOT04762  
Incizo QSINCP04762  
Stair cover QSSTRBSIG04762

**Merbau**



**PEN4760**

Scotia QSSCOT04760  
Incizo QSINCP04760  
Stair cover QSSTRBSIG04760

**Waxed oak brown**



**PEN4756**

Scotia QSSCOT04756  
Incizo QSINCP04756  
Stair cover QSSTRBSIG04756

**Painted oak black**



**PEN4755**

Scotia QSSCOT04755  
Incizo QSINCP04755  
Stair cover QSSTRBSIG04755

Perspective Nature is our most refined and watertight laminate floor, perfectly rendering nature's variations. The unprecedented attention to detail makes this laminate floor indistinguishable from real wood.



**Brushed oak grey**



**PEN4765**  
Scotia QSSCOT04765  
Incizo QSINCP04765  
Stair cover QSSTRBSIG04765

PEN4765

# IMPRESSIVE (ULTRA)

IM: 1380 x 190 x 8 mm | Box = 7 planks = 1.835 m<sup>2</sup> | 4 bevels

IMU: 1380 x 190 x 12 mm | Box = 5 planks = 1.311 m<sup>2</sup> | 4 bevels



## Soft oak light



**IM1854/IMU1854**  
Scotia QSSCOT01854  
Incizo QSINCP01854  
\*Stair cover QSSTRBIM01854

## Ivory oak



**IM8258/IMU8258**  
Scotia QSSCOT08258  
Incizo QSINCP08258  
\*Stair cover QSSTRBIM08258

## Cotton oak



**IM8254/IMU8254**  
Scotia QSSCOT08254  
Incizo QSINCP08254  
\*Stair cover QSSTRBIM08254

## Classic oak beige



**IM1847/IMU1847**  
Scotia QSSCOT01847  
Incizo QSINCP01847  
\*Stair cover QSSTRBIM01847

## Almond oak



**IM8255/IMU8255**  
Scotia QSSCOT08255  
Incizo QSINCP08255  
\*Stair cover QSSTRBIM08255

## Dune oak



**IM8259/IMU8259**  
Scotia QSSCOT08259  
Incizo QSINCP08259  
\*Stair cover QSSTRBIM08259

## Blackbutt



**IM3805/IMU3805**  
Scotia QSFSCOT03805  
Incizo QSINCP03805  
\*Stair cover QSSTRBIM03805

## Soft oak light brown



**IM3557/IMU3557**  
Scotia QSSCOT03557  
Incizo QSINCP03557  
\*Stair cover QSSTRBIM03557

## Truffle oak



**IM8256/IMU8256**  
Scotia QSSCOT08256  
Incizo QSINCP08256  
\*Stair cover QSSTRBIM08256

Want a floor that brings the look and feel of nature into your home? Impressive and Impressive Ultra have you covered! These gorgeous and strong laminate floors are completely watertight, and Impressive Ultra's added layer of protection makes it the ultimate choice for even the most intensive use.

\*Stair cover available for Impressive only

**Classic oak natural**



**IM1848/IMU1848**  
 Scotia QSSCOT01848  
 Incizo QSINCP01848  
 \*Stair cover QSSTRBIM01848

**Classic oak brown**



**IM1849/IMU1849**  
 Scotia QSSCOT01849  
 Incizo QSINCP01849  
 \*Stair cover QSSTRBIM01849



**Spotted gum**



**IM4446/IMU4446**  
 Scotia QSFSCOT04446  
 Incizo QSINCP04446  
 \*Stair cover QSSTRBIM04446

IM(U)4446

# CLASSIC

CLM/CL: 1200 x 190 x 8 mm | Box = 7 planks = 1.596 m<sup>2</sup> |  $\frac{4}{4}$  or 0\* bevels



## Sandy greige oak



**CLM5791**  
Scotia QSSCOT03361  
Incizo QSINCP03361  
Stair cover QSINCP05791

## Raw oak



**CLM5788**  
Scotia QSINCP01856  
Incizo QSINCP01856  
Stair cover QSSTRBCLM05788

## Desert greige oak



**CLM5802**  
Scotia QSSCOT05802  
Incizo QSINCP05802  
Stair cover QSSTRBCLM05802

## Sandy oak



**CLM5801**  
Scotia QSSCOT05801  
Incizo QSINCP05801  
Stair cover QSSTRBCLM05801

## Blackbutt light



**CL4965\***  
Scotia QSFSCOT03805  
Incizo QSINCP03805  
Stair cover QSSTRBCL04965

## Spotted gum



**CL4966\***  
Scotia QSFSCOT04966  
Incizo QSINCP04966  
Stair cover QSSTRBCL04966

## Honey brown oak



**CLM5792**  
Scotia QSSCOT05792  
Incizo QSINCP05792  
Stair cover QSSTRBCLM05792

## Cocoa brown oak



**CLM5793**  
Scotia QSSCOT05793  
Incizo QSINCP05793  
Stair cover QSSTRBCLM05793

## Warm brown oak



**CLM5789**  
Scotia QSSCOT05789  
Incizo QSINCP05789  
Stair cover QSSTRBCLM05789

The Classic collection combines a waterproof surface with a balanced selection of colours and styles for a modern yet natural look and feel.



Light classic oak



**CLM5787**  
Scotia QSSCOT05787  
Incizo QSINCP05787  
Stair cover QSSTRBCLM05787

CLM5787

# IMPRESSIVE DESIGN



IMD: 655 x 131 x 8 mm | Box = 14 planks = 1.201 m<sup>2</sup> | 4 bevels



## Ginger oak



### IMD8246

Scotia QSSCOT08258  
Incizo QSINCP08258

## Nutmeg oak



### IMD8243

Scotia QSSCOT08255  
Incizo QSINCP08255

## Cardamom oak



### IMD8242

Scotia QSSCOT08254  
Incizo QSINCP08254

## Cinnamon oak

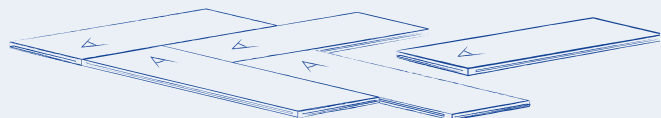


### IMD8244

Scotia QSSCOT08256  
Incizo QSINCP08256

Elevate your interior to a whole new level. The herringbone pattern of Impressive Design makes any room feel nothing short of majestic.

## Creating a herringbone pattern?



Ordinarily, you'd need two different types of planks, A and B, which would mean slower and trickier installation. Not with our Impressive Design. Our herringbone floor has one ingenious type of plank that clicks on both sides, thanks to the Unzip system. You'll have a beautiful new herringbone floor in no time!



# Step by step towards circularity

*Sustainability isn't just a hype word for us. It's at the core of everything we do. Apart from the fact that all our Quick-Step laminate is created, developed and made in Europe, there's a lot of other reasons our laminate floors are the most sustainable on the market.*





PEN4762

### ✓ **Floor to floor-principle**

Our floors are designed to be recyclable. Using our innovative technology, we're the only ones in the industry who are able to recycle the core (HDF) at the end of its life, giving it a new purpose. From your old floor to a new one, you can be confident you've made a responsible choice.

### ✓ **Real, recovered and sustainable wood**

Quick-Step laminate floors consists of 80% wood. The core of our floors (HDF) is made with 100% recovered wood, which is a byproduct from sawmills and roadside greenery maintenance. We focus on getting the most out of existing materials, rather than using up new resources. We're also PEFC certified, which ensures that our wood comes from sustainably managed forests.

### ✓ **Green energy**

Any wood waste that isn't suitable for reuse in laminate flooring is repurposed into green energy. For instance, the wood dust created during the sawing and sanding of our planks is too fine to recycle, but it serves as an effective heat source for our drying machines and presses. As a result, 70% of the heat needed for our laminate production is powered by green energy.

WANT TO KNOW  
MORE ABOUT OUR  
SUSTAINABILITY STORY?  
SCAN THE QR CODE



# Question & answer

*Discover all you need to know about Quick-Step laminate*

## *How do I clean my Quick-Step laminate floor?*

SCAN THE QR CODE FOR  
MAINTENANCE GUIDE



Dry and wet! Ideally, the floor should be swept or vacuumed on a weekly basis and washed monthly with water and cleaning products. We recommend using the Quick-Step Floor cleaner and Spray kit. Quick-Step Spot cleaner is perfect for stubborn stains, such as ink, paint or red wine.

If you enjoy the sanitising benefits of a steam mop you can clean with confidence, knowing they can be used on all Quick-Step laminate floors featuring a waterproof surface.

\*Excludes Classic range

Our laminate floors are stain and scratch resistant, which keeps them looking like new. Quick-Step laminate is an investment in your dream home: you get a lifetime warranty and a timeless floor in return.

## *Is Quick-Step laminate stain proof?*

*Can I easily install  
my Quick-Step  
lamine floor  
myself?*

Thanks to our Uniclic and Unizip system, you can install your floor just like that. The advantages? No glue, no stains, no mess. With our user-friendly installation instructions, your floor can be installed in no time, and walked on right away. Check our website for extra tips and videos.

Of course! Our laminate floors are heat-resistant, making them the perfect partner for homes with underfloor heating (or cooling).

*I have underfloor  
heating in my living  
room. Can I lay  
Quick-Step laminate  
there?*

DIDN'T FIND THE ANSWER  
TO YOUR QUESTION HERE?  
SCAN THE QR CODE





# Everything you need for your laminated floor

Your dream home isn't finished when you select your floor.  
Creating your perfect interior means selecting the right  
accessories for your chosen floor.

1

## INSTALLATION

It is easy to install a floor yourself.  
We've got everything you need.

2

## FINISHING

From scotia to stairs: find out about all  
accessories for a perfect finish.



3

## MAINTENANCE

Installed your floor? Keep it in top condition with our cleaning products.

# INSTALLATION

## UNDERLAYS

When installing a laminate floor, choosing the right underlay is essential. Besides creating a level base, it also provides excellent acoustic insulation while reducing creaking noises. On top of that, your underlay offers perfect protection from rising damp.



**Quiet-Step Combi-Lay**  
QSC-Lay20/QSC-Lay50  
Thickness: 2 mm - Roll: 20/50m<sup>2</sup>

Quiet-Step Combi-Lay is the first choice where a quiet step sound and maximum reduction in multi-storey noise is required. This high density underlay has no match when it comes to reducing foot fall noise, with a reduction of up to 30% over standard underlays.




**Combi-Lay Standard**  
C-Lay20/C-Lay50  
Thickness: 2 mm - Roll: 20/50m<sup>2</sup>

Combi-Lay Standard is no normal underlay. The dense, closed cell polyolefin foam provides excellent support, with good reduction of both reflected and impact noise.

Quick-Step underlay combines the right balance of noise reduction, compression, slip and damp proof characteristics into one affordable solution.

## INSTALLATION TOOLS

Everything you need for a fast and effortless installation.



**Installation set**  
QSTOOLA

Set with a tapping block to easily click planks together, a pulling bar for hard-to-reach places and spacers to provide perfect expansion joints (8 to 10 mm) between walls and floor.

## TOOLS FOR A WATERTIGHT FINISH

The Hydrokit provides a perimeter water seal using foam strip and soft silicone. This should be used in rooms where there is a chance of water flowing on the floor. Check with your local building regulations or certifier for suitability in bathrooms and laundries.



**Foamstrip**  
NEFOAMSTRIP20  
20 strips of 1 m x 10 mm

Fill up expansion joints with the Foamstrip and combine with the Hydrokit for a watertight finish of your floor. Invisible installation under profiles etc.



**Hydrokit**  
QSKITTRANSP  
310 ml

Transparent silicone to combine with the Foamstrip for a watertight finish of your floor. Invisible installation under profiles etc. Average use: 1 tube for 12lm.

## FINISHING

### COLOUR-MATCHED SCOTIA

#### Why choose Quick-Step colour-matched scotia and profiles?

##### PERFECTLY MATCHING COLOURS

Our scotia and profiles flawlessly match the colour of every floor.

##### SCRATCH-RESISTANT TOP LAYER

Scotias and profiles are protected against everyday wear and tear.

##### QUICK-STEP WARRANTY

Scotias and profiles come with the same warranty as your floor.



Scotia  
See product page for  
matching codes  
2400 x 17 x 17 mm

A discrete finish that matches the colour of your floor. Easy to cut, fix and mitre. Use the Foamstrip and Hydrokit to obtain a watertight finish.



Paintable watertight flexible skirting  
QSFLEXSKR  
1700 x 40 x 14mm

Flexible, paintable skirting made of foamed PVC that can be cut to your desired length. Ideal to finish pillars or curved walls. Use the Foamstrip and Hydrokit for a watertight finish. Easy to install with contact glue.



CL4966

## COLOUR-MATCHED PROFILES

One profile, five applications, always perfectly matched to your floor.



**Incizo profile**  
QSINCP(-)  
2150 x 48 x 13 mm

TIP

Use the **supplied Incizo knife** to cut the profile into the desired shape.

**Application 1**  
Connect two floors  
of different heights.



**Application 2**  
Connect two floors  
of the same height.



**Application 3**  
Finish your floor along  
walls or windows.



**Application 4**  
Create a nice transition between your  
laminate floor and other flooring types.




## ALUMINIUM SUBPROFILE FOR STAIRS

Finish your stairs with the Incizo profile and the must-have aluminium subprofile (sold separately).



**Incizo aluminium  
subprofile  
for stairs**  
NEINCPBASE(-)

**Application 5**  
Finish your stairs and steps.



## STAIR COVER

Give your stairs the same look as your floor, with matching stair covers in identical material.



### Laminate Stair Cover - Bullnose

QSSTRBSIG(-) - Perspective Nature (Capture)  
1330 x 135 x 59 mm

QSSTRBIM(-) - Impressive  
1330 x 113 x 59 mm

QSSTRBCLM(-) - Classic  
1150 x 113 x 59 mm

**Design option 1**  
Finish the vertical edge of your stairs in the same material as your laminate floor.



**Design option 2**  
Paint the vertical edge of your stairs.



## MAINTENANCE



Cleaning product 1 L  
QSCLEANECO1000  
1 L

Cleaning product specifically developed for Quick-Step floors. Cleans the surface thoroughly and safeguards its original appearance to maximise that 'new floor' experience.

Average usage: 1 L for 15 cleaning sessions.



Cleaning kit  
QSSPRAYKIT

Mop holder with refillable water tank and handy lever to easily moisten and mop your floor. Also includes a washable microfibre mop and 1 L of Quick-Step Cleaning product. A sustainable choice to clean your floor.



Spot cleaner  
QSSPOTCLEAN

Biodegradable formula  
Removes the most persistent stains  
One solution for all Quick-Step floors.



Cleaning mop  
QSSPRAYMOP

Microfibre mop washable up to 60 °C.  
Compatible with the Quick-Step Cleaning kit.



Repair kit  
QSREPAIR

A hard wax repair kit to beautifully repair accidental chips in your floor.  
Find detailed instructions at [quick-step.com.au](http://quick-step.com.au)

a brand of  UNILIN

Product images may differ from actual product. The availability of products, or the products themselves, may change at any time without notice. Content © 2026 - 2027 by Unilin BV, division Flooring. All rights reserved. The contents of this brochure may not be reproduced in whole or in part without prior written permission from the publisher.

Coverphoto: IMD8243

FOLLOW US ON



@quickstepfloors



@quickstepfloor

STEP BY STEP TOWARDS CIRCULARITY

---



 **QUICK-STEP.COM.AU**