




VINYL

Hybrid Vinyl

Vinyl Flex

Start exploring

ALL ABOUT HYBRID VINYL	P. 3
RANGE OVERVIEW	P. 8
MIX & MATCH	P. 10
ALL ABOUT VINYL FLEX	P. 19
STEP BY STEP TOWARDS CIRCULARITY	P. 26
TOOLS TO HELP YOU CHOOSE	P. 31



Discover your choice of flooring for your home

HYBRID VINYL

CIRO	P. 12
BLOOM	P. 15

VINYL FLEX

PRISTINE	P. 22
FUSE	P. 24

ACCESSORIES

P. 28

Hybrid Vinyl

RoomViewer

Having doubts about which Quick-Step floor suits your interior best? No problem! Thanks to our online RoomViewer, you can preview any floor in your own interior to help you make the right choice.



SCAN THE QR CODE
TO ACCESS THE
ROOMVIEWER

Why choose Hybrid Vinyl flooring?

Hybrid flooring has become an appealing option for interior decorators and homeowners alike. The intrinsic benefits of a Hybrid floor mean they are well suited to all parts of the home whilst also being quiet and comfortable to walk on. Not surprising, Quick-Step extends these natural benefits to deliver a floor that surpasses all others.



What makes Quick-Step Hybrid Vinyl so unique?

When you're living your best life, you want a floor that can handle it all. Quick-Step Hybrid Vinyl is expertly designed and produced by our team in Belgium, so you don't have to compromise on design or performance. Combining robust practical features with exquisite surface detailing, you'll have worry-free, high-performing, beautiful floors. What could be better?

Discover our three distinct features that will make you fall in love with Quick-Step Hybrid Vinyl.

1. UNRIVALLED BEAUTY

Looking at our Hybrid Vinyl floors, you will struggle to believe it's not real wood. Using our revolutionary technology our floors have a hyper-natural surface design, recreating a feeling of nature in your home. From walking in woodland to picking flowers in a forest, nature gives us the respite we need from our busy lives and inspires us when creating our designs.



2. WONDERFULLY SILENT

After a busy day you deserve to come home to peace and quiet. From kids running around, to clatters from mishaps in the kitchen, there's usually some sort of noise going on. Quick-Step Hybrid Vinyl helps you to switch off. Our sound-reducing floors will give you the perfect sanctuary to unwind. Sound good?



AVMPU40318

3. INNOVATIVE WATERTIGHT TECHNOLOGY

In a home full of life there's bound to be accidents, but thanks to our watertight click-system, you can cope with spills. Water can't seep through the joints so your subfloor will stay completely dry. Our technology prevents dirt and liquid reaching your subfloor that can lead to mould and an unhealthy indoor environment.

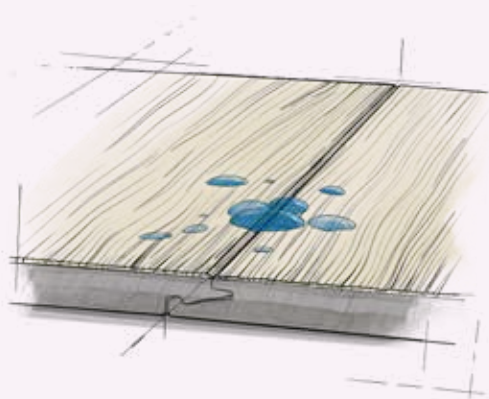


AVMPU40318



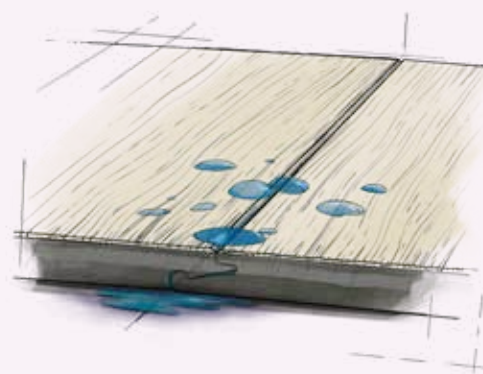
Spilled a drink on your floor? You don't need to worry about raised edges or swollen planks. All of our components are 100% waterproof. Make your dreams a reality in your favourite rooms – even in challenging areas like the kitchen.

On top of that, our watertight Hydroseal technology, in combination with the Uniclic or Unizip system, fully closes the joints between the planks. This makes the floor surface entirely watertight and prevents dirt and bacteria from settling in the subfloor. Our engineered click-systems are designed for maximum ease of installation, it's simply click and go! To guarantee a super strong, watertight connection with speedy, user-friendly installation, our Uniclic and Unizip click-systems with interlocking tongue and groove offer the best technical performance on the market.



/// QUICK-STEP

Our Hydroseal technology, in combination with the Uniclic or Unizip system, fully closes the joints. Making the floor surface entirely watertight, and preventing dirt and water seeping through the joints, avoiding damage to your subfloor.



COMPETITION

Weaker click-systems and no Hydroseal technology mean water and spills can get through the joints. This leads to dirt and damage to the subfloor.



Unizip

Creating a herringbone pattern? Ordinarily, you'd need two different types of planks, A and B, which would mean slower and trickier installation. Not with Quick-Step Ciro. Our herringbone floor has one ingenious type of plank that clicks on both sides, thanks to the Unizip system. You'll have a beautiful new herringbone floor in no time!




Beauty comes in various forms

HYBRID VINYL

DIMENSIONS

BOX



CIRO

630 x 126 x 6 mm

10 planks = 0.794 m²




BLOOM

1494 x 209 x 6mm

6 planks = 1.873 m²

VINYL FLEX



PRISTINE

740 x 129 x 2.5 mm

48 planks = 4.582 m²



FUSE

1500 x 228.6 x 2.5 mm









12 planks = 4.115 m²



GENUINE BEVEL

The bevel fits the character of the floor perfectly. The colour, design and structure of the plank are visible throughout the bevel.



	BEVELS	CLASS	INSTALLATION	WARRANTY
		CLASS 33		✓ LIFETIME DOMESTIC USE
		CLASS 33		✓ LIFETIME DOMESTIC USE
		CLASS 33	GLUE DOWN	✓ LIFETIME DOMESTIC USE
		CLASS 33	GLUE DOWN	✓ LIFETIME DOMESTIC USE

CLASS 33: for commercial use.
Extra wear-resistant floors for areas with intensive usage.

* Applicable for Hybrid floors only

Tested according to ISO CD 4760 (no leakage)

Check with your local building regulations or certifier for suitability in bathrooms and laundries.



Mix & Match

Ready to spice up your interior?

We can help with advice on how to mix and match our floors!

FUSE

SGMPC20321

PRISTINE

SGHBC2031



Fall oak brown

PRISTINE
SGHBC20334

FUSE
SGMPC20324



Botanic smoked oak

CIRO
AVHBU40363

BLOOM
AVMPU40238



Serene oak light natural

PRISTINE
SGHBC20331

FUSE
SGMPC20321



Pure oak honey

CIRO
AVHBU40360

BLOOM
AVMPU40098

Explore all our herringbone and plank combinations to give your home that extra special feel. Just look for the Mix and Match icon.



Mix & match our corresponding designs



Why not go for a luxurious feel and combine a herringbone and a plank design? Have fun laying the same colour Pristine herringbone with Fuse, or Bloom with Ciro together for stunning results. You'll be amazed by the wow factor you get from friends and family when they visit a home that's on-trend and a joy to relax in.






CIRO

Creating a herringbone pattern? Ordinarily, you'd need two different types of planks, A and B, which would mean slower and trickier installation. Not with Ciro. Our herringbone floor has one ingenious type of plank that clicks on both sides, thanks to the Unizip system. You'll have a beautiful new herringbone floor in no time!



630 x 126 x 6 mm (10 lengths per pack = 0.794 m²)



Botanic beige

AVHBU40362

MATCHING SCOTIA


MATCHING INCIZO

MATCHING STAIR PROFILE

QSVSCOT40236

QSVINCP40236

QSVSTRBMP40236



Pure oak honey

AVHBU40360

MATCHING SCOTIA


MATCHING INCIZO

MATCHING STAIR PROFILE

QSVSCOT40098

QSVINCP40098

QSVSTRBMP40098



Botanic smoked oak

AVHBU40363

MATCHING SCOTIA


MATCHING INCIZO

MATCHING STAIR PROFILE

QSVSCOT40238

QSVINCP40238

QSVSTRBMP40238



Botanic caramel oak

AVHBU40364

MATCHING SCOTIA

MATCHING INCIZO

MATCHING STAIR PROFILE

QSVSCOT40315

QSVINCP40315

QSVSTRBMP40315



BLOOM

For highly natural, on-trend designs, Bloom has a range of beautiful authentic colours. Evoking feelings of growth, renewal and beauty, our fresh and contemporary designs ensure every space in your home is natural and inviting.



1494 x 209 x 6 mm (6 lengths per pack = 1.873 m²)



Botanic beige

AVMPU40236

MATCHING SCOTIA

QSVSCOT40236

MATCHING INCIZO

QSVINCP40236

MATCHING STAIR PROFILE

QSVSTRBMP40236



Cotton oak beige

AVMPU40103

MATCHING SCOTIA

QSVSCOT40103

MATCHING INCIZO

QSVINCP40103

MATCHING STAIR PROFILE

QSVSTRBMP40103



Elegant oak natural

AVMPU40316

MATCHING SCOTIA

QSVSCOT40316

MATCHING INCIZO

QSVINCP40316

MATCHING STAIR PROFILE

QSVSTRBMP40316



Brushed oak beige

AVMPU40319

MATCHING SCOTIA

QSVSCOT40319

MATCHING INCIZO

QSVINCP40319

MATCHING STAIR PROFILE

QSVSTRBMP40319



Brushed oak honey

AVMPU40318

MATCHING SCOTIA

QSVSCOT40318

MATCHING INCIZO

QSVINCP40318

MATCHING STAIR PROFILE

QSVSTRBMP40318



Pure oak honey

AVMPU40098

MATCHING SCOTIA

QSVSCOT40098

MATCHING INCIZO

QSVINCP40098

MATCHING STAIR PROFILE

QSVSTRBMP40098



Botanic smoked oak

AVMPU40238

MATCHING SCOTIA

QSVSCOT40238

MATCHING INCIZO

QSVINCP40238

MATCHING STAIR PROFILE

QSVSTRBMP40238



Cotton oak deep natural

AVMPU40203

MATCHING SCOTIA

QSVSCOT40203

MATCHING INCIZO

QSVINCP40203

MATCHING STAIR PROFILE

QSVSTRBMP40203



Cotton oak natural

AVMPU40104

MATCHING SCOTIA

QSVSCOT40104

MATCHING INCIZO

QSVINCP40104

MATCHING STAIR PROFILE

QSVSTRBMP40104



Urban blackbutt

AVMPU40436

MATCHING SCOTIA

MATCHING INCIZO

MATCHING STAIR PROFILE

QSVSCOT07852

QSVINCP07852

QSVSTRBMP40436



Wild spotted gum

AVMPU40437

MATCHING SCOTIA

MATCHING INCIZO

MATCHING STAIR PROFILE

QSVSCOT07853

QSVINCP07853

QSVSTRBMP40437



Elegant oak fumed

AVMPU40317

MATCHING SCOTIA

MATCHING INCIZO

MATCHING STAIR PROFILE

QSVSCOT40317

QSVINCP40317

QSVSTRBMP40317



MIX & MATCH

CIRO AVHBU40364



Autumn oak chocolate

AVMPU40199

MATCHING SCOTIA

MATCHING INCIZO

MATCHING STAIR PROFILE

QSVSCOT40199

QSVINCP40199

QSVSTRBMP40199

Botanic caramel oak

AVMPU40315

MATCHING SCOTIA

MATCHING INCIZO

MATCHING STAIR PROFILE

QSVSCOT40315

QSVINCP40315

QSVSTRBMP40315



AVHPU40199



AVHPU40203



AVHPU40203

Vinyl Flex



What makes Vinyl Flex unique?

Waterproof and noise reducing, Vinyl Flex is ideal for busy households. While budget-friendly, you don't have to compromise on beauty as our collection is designed to play with colours and patterns on the floor. This allows you to enjoy endless style combinations!

These distinct features will help you fall in love with Quick-Step Vinyl Flex.



SGMPC20321



SGMPC20321



MOST BEAUTIFUL VINYL

Our in-house floor designers ensure every design is unique, with that natural feel you've been looking for, thanks to its distinctive surface structure. Create stunning spaces throughout the house combining traditional planks with the herringbone designs for a modern look.

And don't worry about kids playing with their toys or pets running around, our extra-matt top layer keeps scratches and scuff marks at bay.



SOFT & SILENT

Vinyl Flex gives you the ultimate comfort. Feel the warmth under your feet from the moment you wake up until you take off your shoes at the end of the day. Whatever the hour, our floors are a pleasure to walk on.

In a busy household, there's usually a lot going on, but our silent floors will transform your home into a sanctuary of cosiness and calm.



SGMPC20321



LAYING YOUR FLOOR

You'll want to walk on your beautiful new floor as soon as possible so installation is key.

Unlike a Hybrid floor, Vinyl Flex requires a glue-down installation, so it's important to use the right adhesive.

For a secure, professional, and long-lasting floor, Quick-Step Vinyl Glue is designed for optimum strength and precision.





PRISTINE

Original and pure, our herringbone vinyl is a great choice reflecting our commitment to excellence. Pristine embodies the essence of luxury and style, characteristics we believe every interior deserves.

PRISTINE (SGHBC)

OUR QUALITY GUARANTEE

740 x 129 x 2.5 mm (48 lengths per pack = 4.582 m²)



Serene oak light natural
SGHBC20331
MATCHES WITH FUSE SGMPC20321



Serene oak medium natural
SGHBC20332
MATCHES WITH FUSE SGMPC20322



Fall oak honey
SGHBC20333
MATCHES WITH FUSE SGMPC20323



Fall oak brown
SGHBC20334
MATCHES WITH FUSE SGMPC20324

**Visualise your
choice of flooring
in your own interior**



SCAN THE QR CODE
TO ACCESS THE
ROOMVIEWER



SGHBC20331



FUSE

Our full size plank design, Fuse, blends form and function, creating stylish designs with essential practicality. A beautiful floor that evokes a feeling of calm and comfort in your home.

FUSE (SGMPC)

OUR QUALITY GUARANTEE

1500 x 228.6 x 2.5 mm (12 lengths per pack = 4.115 m²)



Linen oak greige
SGMPC20328



Serene oak light natural
SGMPC20321
MATCHES WITH PRISTINE SGHBC20331




Linen oak natural
SGMPC20320



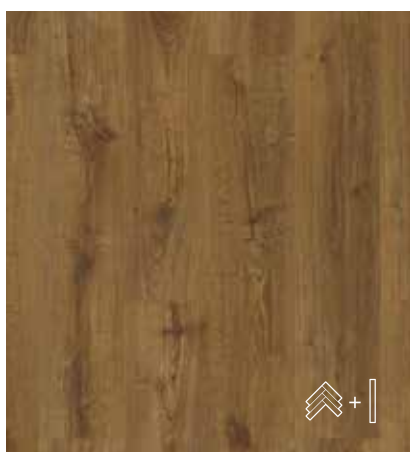
Linen oak medium natural
SGMPC20329



Serene oak medium natural
SGMPC20322
MATCHES WITH PRISTINE SGHBC20332



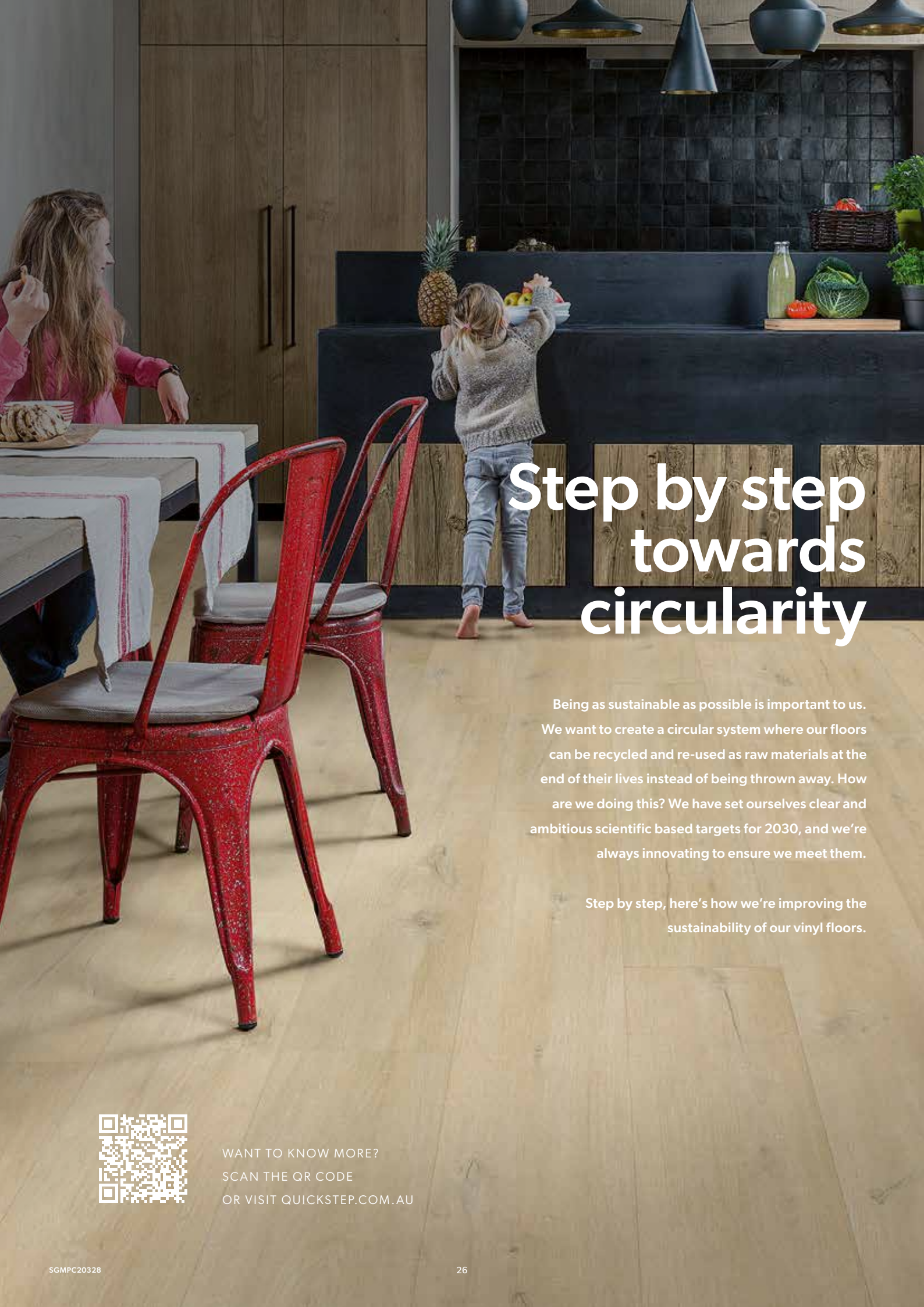
Fall oak honey
SGMPC20323
MATCHES WITH PRISTINE SGHBC20333



Fall oak brown
SGMPC20324
MATCHES WITH PRISTINE SGHBC20334



Linen oak dark brown
SGMPC20330



Step by step towards circularity

Being as sustainable as possible is important to us. We want to create a circular system where our floors can be recycled and re-used as raw materials at the end of their lives instead of being thrown away. How are we doing this? We have set ourselves clear and ambitious scientific based targets for 2030, and we're always innovating to ensure we meet them.

Step by step, here's how we're improving the sustainability of our vinyl floors.



WANT TO KNOW MORE?
SCAN THE QR CODE
OR VISIT [QUICKSTEP.COM.AU](https://www.quickstep.com.au)

STEP 1

Made from consciously selected materials



A Quick-Step vinyl floor doesn't contain any harmful substances. The plasticisers we use to make your flooring flexible are the same as those used in children's toys and food packaging and are, therefore, 100% ortho-phthalate free and completely safe for you and your children.



STEP 2

Guaranteed for life

We guarantee floors for life. Because being sustainable means making products that will last as long as possible, making the most of natural resources. We ensure that our floors don't have to be thrown away after a few years: strong, waterproof and easy to maintain. A Quick-Step vinyl floor will look good and enhance your home for many years to come.

STEP 3

Recycling a vinyl floor



In 2023 we took the lead in recycling vinyl floors. We developed and set up Recover, an innovative take-back programme. Return your old vinyl floor to the retailer, and we will collect it, wash it, and grind it into small granules for re-use in new vinyl flooring. The project has already launched in The Netherlands and will get extended to other countries. We are also committed to find new homes for old vinyl floors, such as youth clubs and community centres.

By recycling and re-using our floors, we are taking an important step in closing the circle.




*Information sur le niveau d'émission de substances volatiles dans l'air intérieur, présentant un risque de toxicité par inhalation, sur une échelle de classe allant de A+ (très faible émission) à C (forte émission).



ACCESSORIES

INSTALLATION



Installation set
QSTOOLA

Set with a tapping block to easily click hybrid planks together, a cramp iron for hard-to-reach places and spacers to provide perfect expansion joints (8 mm) between walls and floor.



Vinyl Glue
QSVGLUE6A
6l

Fast curing glue, specially developed for Quick-Step Vinyl Flex floors. Resealable aluminium bags packed in cardboard boxes. Average usage: 6 kg for 20 m².

TOOLS FOR A WATERTIGHT FINISH

Give your Hybrid floor a watertight finish using our Foamstrip and Hydrokit to get your water-resistance warranty. Follow the installation instructions and consult the warranty conditions for more details.



Foamstrip
NEVRFOAMSTRIP15
15 m x 8 mm x 5 mm


Fill up expansion joints with the Foamstrip and combine with the Hydrokit for a watertight finish of your Hybrid floor. Invisible installation under skirtings, profiles etc.



Hydrokit
QSKITTRANSP
310 ml

Transparent silicone to combine with the Foamstrip for a watertight finish of your Hybrid floor. Invisible installation under skirtings, profiles, etc. Average use: 1 tube for 15 m.

FINISHING



Vinyl stair profile - bullnose
QSVSTRBMP(-)
1474 x 136 x 54 mm

Durable vinyl tread cover with a bullnose stair nosing to cleanly finish your stairs. Since stair profiles are made out of your hybrid floor's material, the colour matches 100%. Easy glued-down installation.



Scotia
QSVSCOT(-)
2400 x 15 x 15 mm

Our high-quality scotia comes in the matching colour for every Quick-Step Hybrid floor and is easily cut to measure.



Paintable waterproof flexible skirting
QSFLEXSKR
14 x 40 mm

Flexible, paintable skirting made of foamed PVC that can be cut to your desired length. Ideal to finish pillars or curved walls. Use the Foamstrip and Hydrokit for a watertight finish with Hybrid flooring. Easy to install with contact glue.



Incizo profile
QSVINCP(-)
2000 x 45 x 8 mm

Multifunctional finishing tool to finish your Hybrid floor and stairs in matching colours. Simply cut the Incizo basic profile to the desired shape with the supplied Incizo knife. Use the Foamstrip and Hydrokit for a watertight finish. Patent pending. Contains 1 Incizo profile, 1 Incizo knife and 1 plastic base plate.


APPLICATION 1
Connect two floors of different heights.



APPLICATION 2
Connect two floors of the same height.



APPLICATION 3
Finish your floor along walls or windows.
Cut in half to cover twice the distance with one profile.



APPLICATION 4
Create a nice transition between your Quick-Step Hybrid floor and other flooring types or finish along sliding windows.



MAINTENANCE



Cleaning product
QSCLEANECO1000
1 L

Cleaning product specifically developed for Quick-Step floors. Cleanses the surface thoroughly and safeguards its original appearance to maximise that 'new floor' experience. Average usage: 1 L for 15 cleaning sessions.



Cleaning kit
QSSPRAYKIT

Mop holder with refillable water tank and handy lever to easily moisten and mop your floor. Also includes a washable microfiber mop and 1 L of Quick-Step Cleaning product. A sustainable choice to clean your floor.



Cleaning mop
QSSPRAYMOP

Microfibre mop washable up to 60 °C. Compatible with the Quick-Step Cleaning kit.



Spot cleaner
QSSPOTCLEAN

Biodegradable formula
Removes the most persistent stains
One solution for all Quick-Step floors



Repair kit
QSREPAIR

Kit to easily repair light damage and renew the original colour of your floor. Find detailed instructions at [quickstep.com.au](https://www.quickstep.com.au)

Tools to help you choose

FloorExplorer

With so many flooring options to choose from, making the right decision can be a challenge. Let our FloorExplorer guide you through a selection of floors that match your personal needs and style in just a few steps. Give it a try!



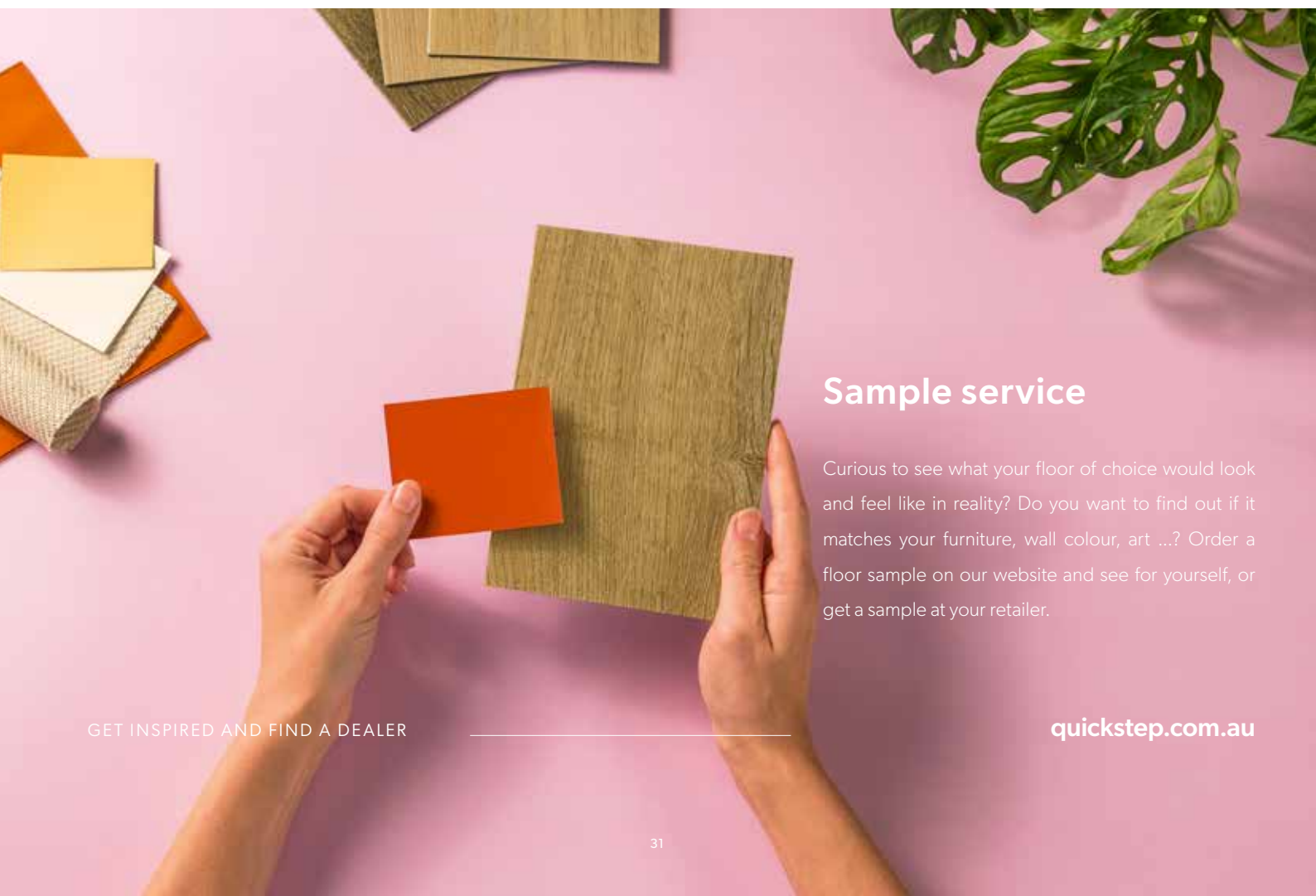
SCAN THE QR CODE
TO ACCESS THE
FLOOREXPLORER

RoomViewer

Having doubts about which Quick-Step floor suits your interior best? No problem! Thanks to our online RoomViewer, you can preview any floor in your own interior to help you make the right choice.



SCAN THE QR
CODE TO ACCESS
THE ROOMVIEWER



Sample service

Curious to see what your floor of choice would look and feel like in reality? Do you want to find out if it matches your furniture, wall colour, art ...? Order a floor sample on our website and see for yourself, or get a sample at your retailer.

GET INSPIRED AND FIND A DEALER

quickstep.com.au



quick-step.com.au

a brand of  UNILIN

Product images may differ from actual product. The availability of products, or the products themselves, may change at any time without notice. Content © 2024 - 2025 by Unilin BV, division Flooring. All rights reserved. The contents of this brochure may not be reproduced in whole or in part without prior written permission from the publisher.

Coverphoto: SGMP20329

FOLLOW US ON



STEP BY STEP TOWARDS CIRCULARITY

